

**Instruction Manual for  
Shade for 100 ° Objective Lens**

PN# 87513

**INSTALL TO 100 ° OBJECTIVE LENS**

**FOREWORD**

Thank you for your purchase of a NAUTICAM product.

At NAUTICAM, we pride ourselves in the ability to recognize the requirements of professional as well as amateur underwater photographers and fulfill them through the innovative designs of our products. We strive to achieve a high level of user-friendliness by allowing stress-free installation and easy operation of all important functions of the camera.

Please read this manual carefully before using the product, this will maximize its performance as well as its lifetime.

**WARRANTY**

All NAUTICAM Products are warranted against any material and manufacturing defects for two years from the date of purchase for consumer use. This warranty only applies to products purchased from authorized NAUTICAM dealers and does not extend beyond the original retail purchaser.

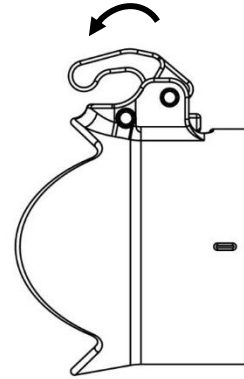
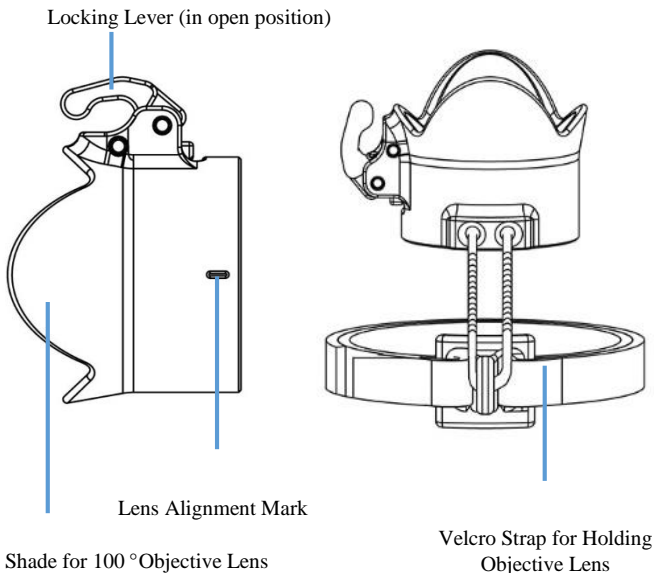
To return your product for service, please contact your regional authorized service center(s). Please note that this warranty only applies when the product is purchased in the territory where the service center is located.

NAUTICAM does not hold responsibility for damage, of any nature, to any equipment used with and/or placed within our products.

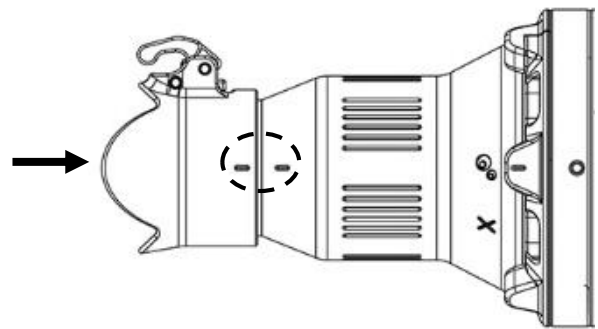
NAUTICAM accepts no liability for any loss of captured images or the inability to capture images even if it is due to the malfunctioning of our products.

Unauthorized modifications and/or repairs of our products will automatically invalidate the warranty.

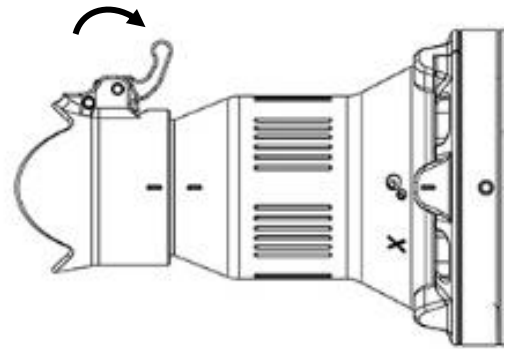
**IDENTIFICATION OF PART**



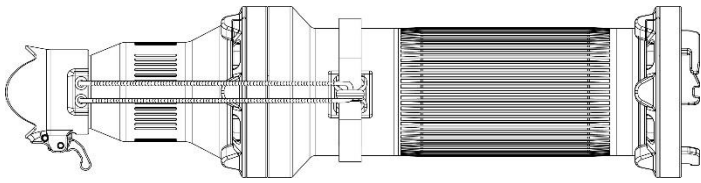
1. Make sure the locking lever is in open position.



2. Align the lens alignment mark on the shade to the shade alignment mark on the objective lens and then push it in.



3. Lock the shade by pushing the locking lever downwards.



4. Tie the Velcro strap on the relay lens as shown above

#### SPECIFICATIONS

Dimensions (mm):	<b>87513</b> : 36.0×36.2×38.6
------------------	-------------------------------

Remark: Nauticam supports only e-manuals. Please download corresponding product manuals google drive <https://bit.ly/Nauticammanual>, or contact us for e-manuals.